

29641

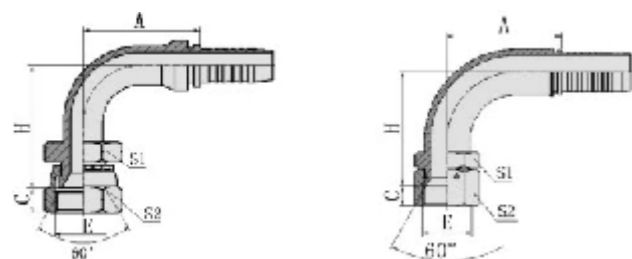
29641-W

45° 日本公制英螺纹60° 内锥面
45° JIS GAS FEMALE 60° CONE SEAT
JIS B8363

代号 PART Number	螺纹E THREAD E	软管 HOSE BORE		尺寸 DIMENSIONS				
		公称内径 DN	标号 DASH	A	C	H	S1	S2
29641-04-04	G1/4" x 19	6	04	43.4	8	21.3	19	19
29641-06-06	G3/8" x 19	10	06	48.9	9	24.6	22	22
29641-08-08	G1/2" x 14	12	08	62.5	12	27.5	27	27
29641-12-12	G3/4" x 14	20	12	81.3	13.5	33.9	32	32
29641-16-16	G1" x 11	25	16	87.3	16	36	41	41
29641-20-20W	G1.1/4" x 11	32	20	107.3	18.5	46.5	50	50
29641-24-24W	G1.1/2" x 11	40	24	122.8	19	50.8	55	55
29641-32-32W	G2" x 11	50	32	143	23	60	70	70

注：1.表中代号用于编织软管。
Note:1.For use with braided house

2.如需用于缠绕代号改为29642-xx-xx。
2.If use with spiral house,hose fitting serise numberis29642-xx-xx.



29691

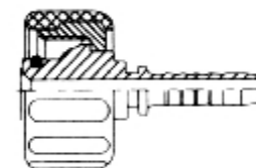
29691-W

90° 日本英制内螺纹60° 内锥面
90° JIS GAS FEMALE 60° CONE SEAT
JIS B8363

代号 PART Number	螺纹E THREAD E	软管 HOSE BORE		尺寸 DIMENSIONS				
		公称内径 DN	标号 DASH	A	C	H	S1	S2
29691-04-04	G1/4" x 19	6	04	30	8	38	19	19
29691-04-05	G1/4" x 19	8	05	33	8	41	19	19
29691-06-06	G3/8" x 19	10	06	35.3	9	45.8	22	22
29691-08-08	G1/2" x 14	12	08	41	12	53	27	27
29691-10-10	G3/8" x 14	16	10	56.5	11.5	61	30	30
29691-12-12	G3/4" x 14	20	12	65.5	13.5	69	32	32
29691-16-16	G1" x 11	25	16	76.7	16	76.5	41	41
29691-20-20W	G1.1/4" x 11	32	20	91.5	18.5	92.5	50	50
29691-24-24W	G1.1/2" x 11	40	24	109.4	19	110.5	55	55
28691-32-32W	G2" x 11	50	32	131.8	23	133.8	70	70

注：1.表中代号用于编织软管。
Note:1.For use with braided house

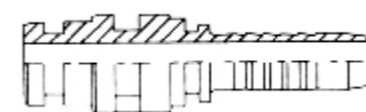
2.如需用于缠绕代号改为29692-xx-xx。
2.If use with spiral house,hose fitting serise numberis29692-xx-xx.



20011-T

公制内螺纹高压水管接头
METRIC FEMALE WATERWASH INSERTS

代号 PART NO.	螺纹 E THREADE	软管 HOSE BORE		O 形圈 O RING	尺寸 DIMENSIONS		
		公称内径 DN	标号 DASH		A	b	D
20011-22-04T	M22X1.5	6	04	O10.0X2.0	25	14	34.5
20011-22-05T	M22X1.5	8	05	O10.0X2.0	32.7	14	34.5
20011-22-06T	M22X1.5	10	06	O10.0X2.0	28	14	34.5



60011 60012

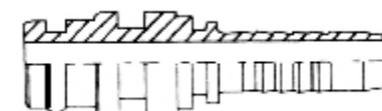
煤炭部件标准矿用接头
MT STAPLELOCK MALE

代号 PART NO.	软管 HOSE BORE		尺寸 DIMENSIONS			
	公称内径 DN	标号 DASH	A	C	J	K
60011-04-04	6	04	31	25	15	11
60011-05-05	8	05	33.5	26	18	13
60011-06-06	10	06	33	26	18	15
60011-08-06	10	06	33.5	26	22	18
60011-08-08	12	08	34	26	22	18
60011-10-10	16	10	39	30	25	20
60011-12-12	20	12	40.5	31	28	24
60011-16-14	22	14	41	31	35	30
60011-16-16	25	16	42	31	35	30

注:1.表中代表用于编织软管。

2.如需用于缠绕软管代号改为60012-xx-xx

Note:1.For use with braided hoses. 2.If use with spiral hoses,hose Fitting Series Number Is 60012-xx-xx



67011 67012

SAE 标准矿用接头
SAE STAPLELOK MALE SAE J1467

代号 PART NO.	软管 HOSE BORE		O 形圈 O RING	尺寸 DIMENSIONS			
	公称内径 DN	标号 DASH		A	C	J	K
67011-04-04	6	04	O06.0X2.0	34	28	14.9	9.9
67011-06-06	10	06	O10.0X2.0	35	28	19.9	13.9
67011-08-08	12	08	O13.0X2.5	36	28	23.9	17.9
67011-12-12	20	12	O19.0X2.5	37.5	28	28.9	23.9
67011-16-16	25	16	O25.0X2.5	44	33	38.8	30.9
67011-20-20	32	20	O33.0X2.5	44	33	45.9	37.9
67011-24-24	40	24	O40.0X3.0	47.5	36.3	54.9	46.9
67011-32-32	50	32	O50.0X3.0	47.5	36.3	63.9	55.9

注:1.表中代表用于编织软管。

2.如需用于缠绕软管代号改为67012-xx-xx

Note:1.For use with braided hoses. 2.If use with spiral hoses,hose Fitting Series Number Is 67012-xx-xx