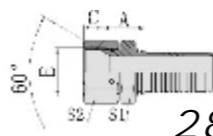


28611

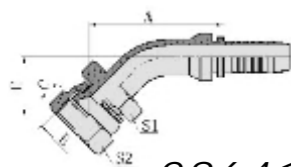


28611-W

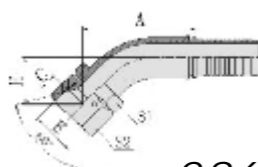
日本公制外螺纹60°内锥面
JIC METRIC MALE 60° CONE SEAT

代号 PART Number	螺纹E THREAD E	软管 HOSE BORE		尺寸 DIMENSIONS			
		公称内径 DN	标号 DASH	A	C	S1	S2
28611-12-04	M12×1.5	6	04	20	9	17	17
28611-14-04	M14×1.5	6	04	21	10.5	19	19
28611-14-06	M14×1.5	10	06	21	10.5	19	19
28611-16-04	M16×1.5	6	04	24	10	22	22
28611-16-05	M16×1.5	8	05	24	10	22	22
28611-16-06	M16×1.5	10	06	24	10	22	22
28611-18-06	M18×1.5	10	06	25	11.5	24	24
28611-18-08	M18×1.5	12	08	24.5	11.5	24	24
28611-20-08	M20×1.5	12	08	28.5	12	27	27
28611-22-08	M22×1.5	12	08	25.5	14	27	27
28611-24-08	M24×1.5	12	08	27.5	15	32	32
28611-24-10	M24×1.5	16	10	28.5	15	32	32
28611-27-10	M27×1.5	16	10	28.5	10	32	32
28611-30-12	M30×1.5	20	12	28.5	18.3	36	36
28611-33-12	M33×1.5	20	12	31	21.3	41	41
28611-33-16	M33×1.5	25	16	32	21.3	41	41
28611-36-20	M36×1.5	32	20	35.5	20	46	46
28611-42-24W	M42×1.5	40	24	36	18.8	50	55

注：1.表中代号用于编织软管。 2.如需用于缠绕代号改为28612-xx-xx。
Note:1.For use with braided house 2.If use with spira house,hose fitting serise numberis28612-xx-xx



28641

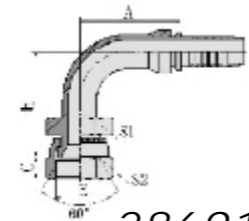


28641-W

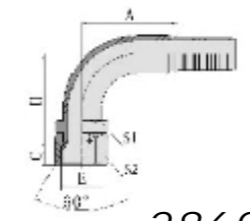
45°日本公制内螺纹60°内锥面
45°JIS METRIC FEMALE 60° CONE SEAT

代号 PART Number	螺纹E THREAD E	软管 HOSE BORE		尺寸 DIMENSIONS				
		公称内径 DN	标号 DASH	A	C	H	S1	S2
28641-14-04	M14×1.5	6	04	43.4	10.5	21.3	19	19
28641-16-05	M16×1.5	8	05	47.6	10	24.3	22	22
28641-18-06	M18×1.5	10	06	49.2	11.5	24.9	24	24
28641-22-08	M22×1.5	12	08	262.1	14	27.2	27	27
28641-24-10	M24×1.5	16	10	74.4	15	29.9	32	32
28641-30-12	M30×1.5	20	12	80.9	18.3	33.5	36	36
28641-33-16	M33×1.5	25	16	89.9	21.3	35.7	41	41
28641-36-20	M36×1.5	32	20	104.1	20	41.9	46	46
28641-42-24W	M42×1.5	40	24	116.2	18.8	45.5	50	55

注：1.表中代号用于编织软管。 2.如需用于缠绕代号改为28642-xx-xx。
Note:1.For use with braided house 2.If use with spira house,hose fitting serise numberis28642-xx-xx



28691

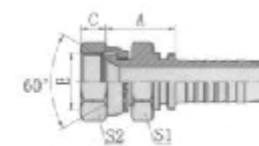


28691-W

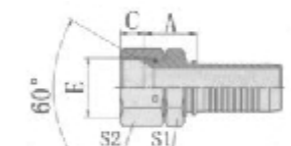
90°日本公制内螺纹60°内锥面
90°JIS METRIC FEMALE 60° CONE SEAT

代号 PART Number	螺纹E THREAD E	软管 HOSE BORE		尺寸 DIMENSIONS				
		公称内径 DN	标号 DASH	A	C	H	S1	S2
28691-14-04	M14×1.5	6	04	30	10.5	38	19	19
28691-14-06	M14×1.5	10	06	35.5	10.5	43.3	19	19
28691-16-05	M16×1.5	8	05	33	10	44	22	22
28691-18-06	M18×1.5	10	06	35.3	11.5	46.3	24	24
28691-22-08	M22×1.5	12	18	41	14	52.5	27	27
28691-24-10	M24×1.5	16	10	56.5	15	59	32	32
28691-30-12	M30×1.5	20	12	65.5	18.3	68.58	36	36
28691-33-16	M33×1.5	25	16	76.7	21.3	76	41	41
28691-36-20	M36×1.5	32	20	93	20	90	46	46
28691-42-24W	M42×1.5	40	24	109.4	18.8	103	50	55

注：1.表中代号用于编织软管。 2.如需用于缠绕代号改为28692-xx-xx。
Note:1.For use with braided house 2.If use with spira house,hose fitting serise numberis28692-xx-xx



29611

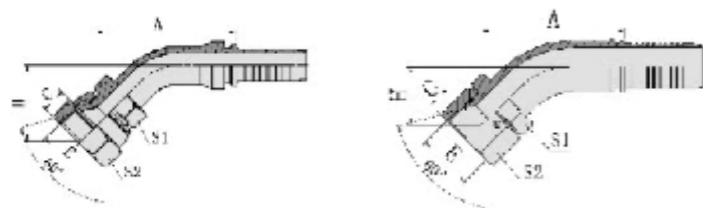


29611-W

日本英制内螺纹60°内锥面
JIC GAS FEMALE 60° CONE SEAT
JIS B8363

代号 PART Number	螺纹E THREAD E	软管 HOSE BORE		尺寸 DIMENSIONS			
		公称内径 DN	标号 DASH	A	C	S1	S2
29611-02-03	G1/8"×28	5	03	20	7	14	14
29611-04-04	G1/4"×19	6	04	21	8	19	19
29611-04-05	G1/4"×19	8	04	21	8	19	19
29611-06-04	G3/8"×19	6	04	24	9	22	22
29611-06-06	G3/8"×19	10	06	23	9	22	22
29611-08-06	G1/2"×14	10	06	28	12	27	27
29611-08-08	G1/2"×14	12	08	26.5	12	27	27
29611-10-10	G5/8"×14	16	10	31	11.5	30	30
29611-12-10	G3/4"×14	16	10	28.5	13.5	32	32
29611-12-12	G3/4"×14	20	12	28.5	13.5	32	32
29611-16-16	G1"×11	25	16	33	16	41	41
29611-20-20W	G1.1/4"×11	32	20	43	18.5	50	50
29611-24-24W	G1.1/2"×11	40	24	43.5	19	55	55
29611-32-32W	G2"×11	50	32	43.5	23	70	70

注：1.表中代号用于编织软管。 2.如需用于缠绕代号改为29642-xx-xx。
Note:1.For use with braided house 2.If use with spiral house,hose fitting serise numberis29642-xx-xx



29641

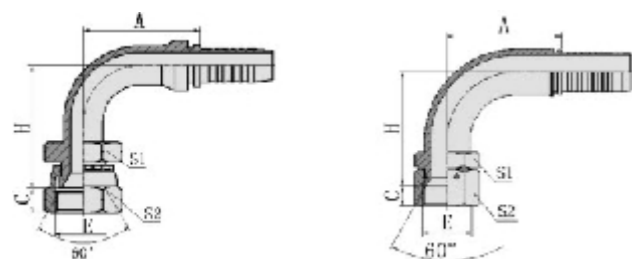
29641-W

45° 日本公制英螺纹60° 内锥面
45° JIS GAS FEMALE 60° CONE SEAT
JIS B8363

代号 PART Number	螺纹E THREAD E	软管 HOSE BORE		尺寸 DIMENSIONS				
		公称内径 DN	标号 DASH	A	C	H	S1	S2
29641-04-04	G1/4" x 19	6	04	43.4	8	21.3	19	19
29641-06-06	G3/8" x 19	10	06	48.9	9	24.6	22	22
29641-08-08	G1/2" x 14	12	08	62.5	12	27.5	27	27
29641-12-12	G3/4" x 14	20	12	81.3	13.5	33.9	32	32
29641-16-16	G1" x 11	25	16	87.3	16	36	41	41
29641-20-20W	G1.1/4" x 11	32	20	107.3	18.5	46.5	50	50
29641-24-24W	G1.1/2" x 11	40	24	122.8	19	50.8	55	55
29641-32-32W	G2" x 11	50	32	143	23	60	70	70

注：1.表中代号用于编织软管。
Note:1.For use with braided house

2.如需用于缠绕代号改为29642-xx-xx。
2.If use with spiral house,hose fitting serise numberis29642-xx-xx.



29691

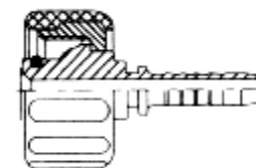
29691-W

90° 日本英制内螺纹60° 内锥面
90° JIS GAS FEMALE 60° CONE SEAT
JIS B8363

代号 PART Number	螺纹E THREAD E	软管 HOSE BORE		尺寸 DIMENSIONS				
		公称内径 DN	标号 DASH	A	C	H	S1	S2
29691-04-04	G1/4" x 19	6	04	30	8	38	19	19
29691-04-05	G1/4" x 19	8	05	33	8	41	19	19
29691-06-06	G3/8" x 19	10	06	35.3	9	45.8	22	22
29691-08-08	G1/2" x 14	12	08	41	12	53	27	27
29691-10-10	G3/8" x 14	16	10	56.5	11.5	61	30	30
29691-12-12	G3/4" x 14	20	12	65.5	13.5	69	32	32
29691-16-16	G1" x 11	25	16	76.7	16	76.5	41	41
29691-20-20W	G1.1/4" x 11	32	20	91.5	18.5	92.5	50	50
29691-24-24W	G1.1/2" x 11	40	24	109.4	19	110.5	55	55
28691-32-32W	G2" x 11	50	32	131.8	23	133.8	70	70

注：1.表中代号用于编织软管。
Note:1.For use with braided house

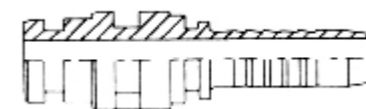
2.如需用于缠绕代号改为29692-xx-xx。
2.If use with spiral house,hose fitting serise numberis29692-xx-xx.



20011-T

公制内螺纹高压水管接头
METRIC FEMALE WATERWASH INSERTS

代号 PART NO.	螺纹 E THREADE	软管 HOSE BORE		O 形圈 O RING	尺寸 DIMENSIONS		
		公称内径 DN	标号 DASH		A	b	D
20011-22-04T	M22X1.5	6	04	O10.0X2.0	25	14	34.5
20011-22-05T	M22X1.5	8	05	O10.0X2.0	32.7	14	34.5
20011-22-06T	M22X1.5	10	06	O10.0X2.0	28	14	34.5



60011 60012

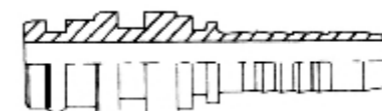
煤炭部件标准矿用接头
MT STAPLELOCK MALE

代号 PART NO.	软管 HOSE BORE		尺寸 DIMENSIONS			
	公称内径 DN	标号 DASH	A	C	J	K
60011-04-04	6	04	31	25	15	11
60011-05-05	8	05	33.5	26	18	13
60011-06-06	10	06	33	26	18	15
60011-08-06	10	06	33.5	26	22	18
60011-08-08	12	08	34	26	22	18
60011-10-10	16	10	39	30	25	20
60011-12-12	20	12	40.5	31	28	24
60011-16-14	22	14	41	31	35	30
60011-16-16	25	16	42	31	35	30

注:1.表中代表用于编织软管。

2.如需用于缠绕软管代号改为60012-xx-xx

Note:1.For use with braided hoses. 2.If use with spiral hoses,hose Fitting Series Number Is 60012-xx-xx



67011 67012

SAE 标准矿用接头
SAE STAPLELOK MALE SAE J1467

代号 PART NO.	软管 HOSE BORE		O 形圈 O RING	尺寸 DIMENSIONS			
	公称内径 DN	标号 DASH		A	C	J	K
67011-04-04	6	04	O06.0X2.0	34	28	14.9	9.9
67011-06-06	10	06	O10.0X2.0	35	28	19.9	13.9
67011-08-08	12	08	O13.0X2.5	36	28	23.9	17.9
67011-12-12	20	12	O19.0X2.5	37.5	28	28.9	23.9
67011-16-16	25	16	O25.0X2.5	44	33	38.8	30.9
67011-20-20	32	20	O33.0X2.5	44	33	45.9	37.9
67011-24-24	40	24	O40.0X3.0	47.5	36.3	54.9	46.9
67011-32-32	50	32	O50.0X3.0	47.5	36.3	63.9	55.9

注:1.表中代表用于编织软管。

2.如需用于缠绕软管代号改为67012-xx-xx

Note:1.For use with braided hoses. 2.If use with spiral hoses,hose Fitting Series Number Is 67012-xx-xx